

MBM 1250 – Magnetic swivel bending machine with foot pedal

- ▶ Revolutionary simple, very fast and convenient operation
- ▶ Compact & space-saving
- ▶ Ideal for bending aluminium, copper, steel, stainless steel, etc.
- ▶ Bending angle adjustment to one degree of accuracy up to 170°
- ▶ Powerful electromagnetic system for optimum bending results
- ▶ Clamping across the entire width guarantees clean bending
- ▶ Segmentation in mm: 25 - 40 - 50 - 70 - 140 - 280 - 700 - 1250
- ▶ Very high bending capacity
- ▶ The main pressure is on the top beam, not on the machine
- ▶ The unique centreless hinges ensure precise force transfer at the bending point
- ▶ Rear stop, segmented top beam and foot pedal included in standard scope of supply

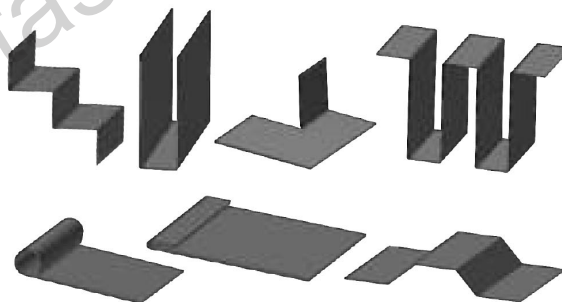


With practical compartments for all individual segments and bending rails



Push in slots for top beam segments

7 of many further bending options:



Extremely fast and easy operation - in just a few steps, you can bend your sheet metal to the desired shape without any major overhead


Step 1

- ▶ Place the workpiece on the magnetic guide and adjust with respect to the bending edge.




Step 2

- ▶ Select the required bending segment, position it on the workpiece and activate the magnet.



Step 3

- ▶ You can set the precise bending angle at the bending stop. Create a bend.



- ▶ Retooling for other bending actions is a matter of just a few steps.



Model	MBM 1250
Art. no.	3770125
Technical specifications	
Max. bending width	1 250 mm
Holding pressure	6 t
Services	10 A
Dimensions	1 500 x 410 x 390 mm
Thermal protection	70 °C
Weight	150 kg
Workpiece thickness 1)	
Steel sheet 2)	1.6 mm 3) / 1.2 mm 4)
Aluminium sheet	1.6 mm 3) / 1.2 mm 4)
Copper, zinc, brass sheet	1.6 mm 3) / 1.2 mm 4)
Stainless steel sheet	1.0 mm 3) / 0.9 mm 4)

Note: Do not use this machine if you have a pacemaker.

1) For workpiece lengths of 1250 mm - greater material thickness may be possible for shorter workpieces 2) max. tensile strength 400 N/mm²

3) Bending beam extension - removed

4) Bending beam extension installed

Scope of delivery:

- ▶ Bending angle stop
- ▶ Bending beam width extension
- ▶ Rear stop
- ▶ Acute bending rail
- ▶ Narrow acute bending rail
- ▶ Segmented top beam
- ▶ Slotted bending rail
- ▶ 7 bending segments
- ▶ Foot pedal



Prepare to be fascinated!

For more information, check out our movie presentation on www.metalkraft.de !